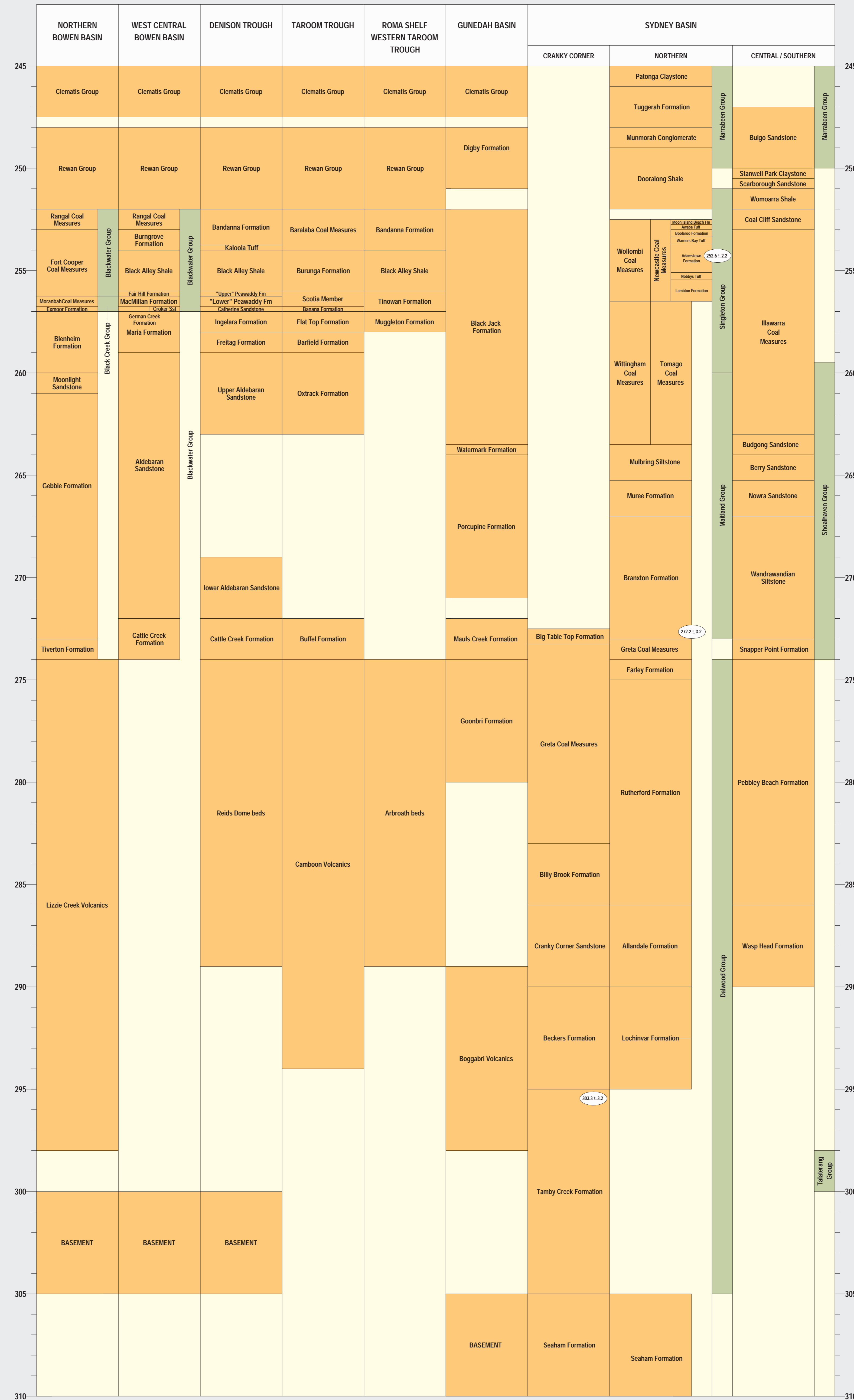
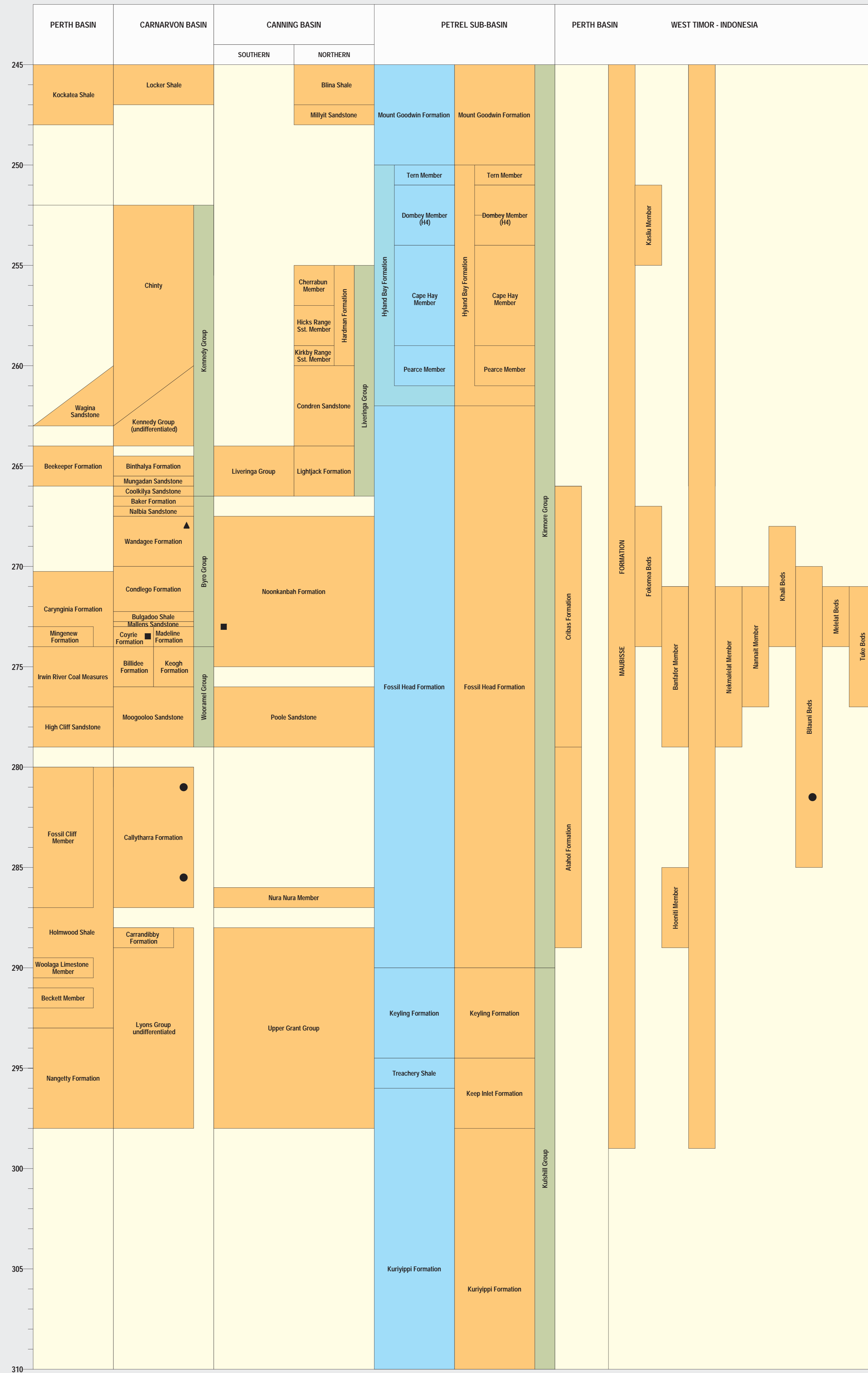
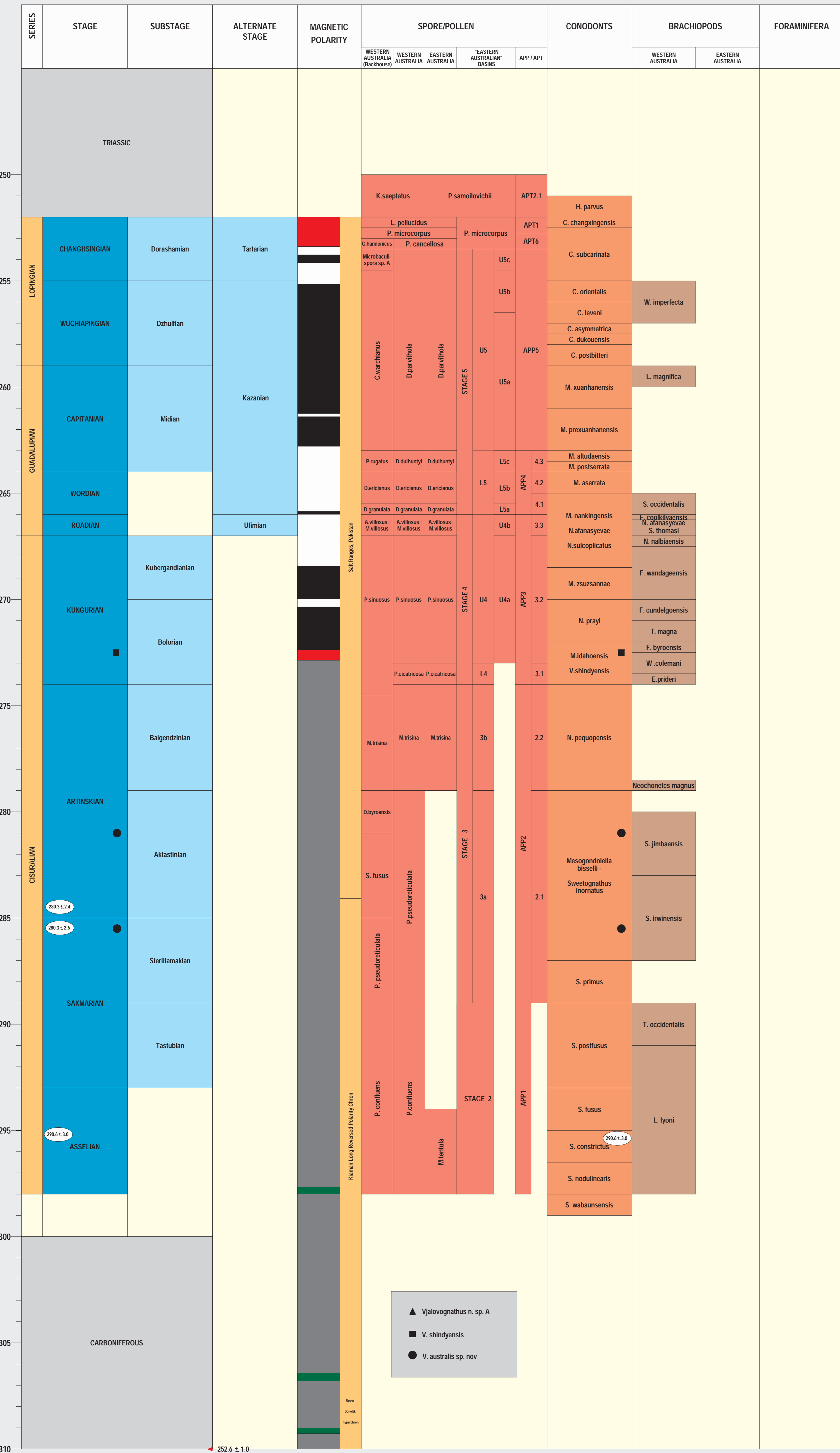


PERMIAN BIOZONATION AND STRATIGRAPHY



Permian Biozonation and Stratigraphy, 1998 Chart 21

Robert S. Nicoll, Clinton B. Foster, Neil W. Archbold
Peter P. Jones & John D. Gorter
Digital compilation by N.R. Montgomerie

© 1998 Australian Geological Survey Organisation

AGSO has tried to make the information in this product as accurate as possible. However, it does not guarantee that the information is totally accurate or complete. Therefore, you should not rely solely on this information when making a commercial decision.

Information on the Timescale and biostratigraphic zonation schemes presented on these charts were compiled by the following scientists of the Australian Geological Survey Organisation

Dr Graham D. Moss*	Tertiary, foraminifera
Dr George C. H. Chaproniere	Tertiary, foraminifera
Dr Elizabeth M. Truswell†	Tertiary, spores & pollen
Dr Samir Shaikh	Jurassic–Tertiary, nannoplankton
Dr Robert S. Barker	Jurassic–Cretaceous, pollen
Dr Clinton B. Foster	Permian – Triassic, spores & pollen
Dr Peter J. Jones*	Carboniferous, ostracods
Dr Gavin C. Young*	Devonian, marine vertebrates
Dr Desmond Strusz*	Silurian, trilobites & brachiopods
Dr Robert S. Nicol	Ordovician & Triassic, conodonts
Dr John R. Laurie	Cambrian – Ordovician, trilobites & brachiopods
Dr John H. Shergold*	Cambrian – Ordovician, trilobites

* retired

Inquires and further information about this chart and related products can be obtained from either Dr George C. H. Chaproniere or Dr Robert S. Nicoll Phone (02 or 61-2) 62499111 or

The zonations presented here are from the STRATDAT Oracle database that was developed by Dr Clinton Foster, Lynton Spencer and Bruce Wyatt under the auspices of the Australian Petroleum Systems Project managed by Dr John Bradshaw. STRATDAT is maintained by, and is continuously upgraded by, the AGSO Phanerozoic Timescales Calibration and Development Project Team.

The zonations are plotted directly into MicroStation 95 design files using a macrolanguage interface linked to STRATDAT. This approach gives great flexibility in layout, ease of correction and accurate translation from the database to the printed product.

1 Stage and sub-stage terminology from Gradstein et al, 1995

* Mory & Backhouse, 1997

* Nicoll & Metcalfe, in progress

* Archbold & Shi, 1995
* Archbold, 1998